



Huawei ICT Competition Southern Africa 2018-2019



Content

Detailed schedule for the ICT Competition.....	3
Four rounds of the ICT Competition.....	3
Registration.....	4
Deadline: 28 th Oct 2018.....	4
Step 1: Register their login account (Students register by themselves).....	4
Step 2: Register for the ICT competition.....	5
Online learning materials and Online mock exam (No limitation for students).....	6
Step 1: Please login this link and click (Competition Space).....	6
Step 2: click (Learning materials) and (mock Exam).....	7
Preliminary.....	8
First Exam—Online Test.....	8
Date: 17 th Sep to 28 th Oct.....	8
Step 1:.....	8
Step 2:.....	9
Second Exam—HCNA-R&S Exam.....	9
Outcomes of the preliminary phase.....	9
Awards.....	10
Regional—South Africa.....	11
Date: December.....	11
Students selection process.....	11
Mentor selection process.....	11
Fees/Expenses.....	11
Global Final - China.....	11
Team selection process.....	11

Detailed schedule for the ICT Competition



Four rounds of the ICT Competition

1. Registration
2. Preliminary (Two exams will be written in each country)
3. Regional (Exam will be written in South Africa)
4. Global final (Exam will be written in China)

Registration

Deadline: 28th Oct 2018

For students to participate in the competition, they should [complete following two steps:](#)

Step 1: Register their login account (Students register by themselves)

First students need to register their account on the Huawei Academy portal by using any one of the following two methods:

Registered by students themselves —using the following Link

The link below will navigate the students to the Huawei Academy registration page. They need to enter their basic information in order to register their account.

<https://uniportal.huawei.com/accounts/register.do?method=toRegister®isterMethod=byEmail&appurl=https%3A%2F%2Funiportal.huawei.com%2Fsaaslogin%2Ffidp%3Fprovider%3Dwww.huaweiacad.com>

The screenshot shows the registration interface for Huawei Academy. It includes a header with the Huawei logo and the text 'Register Create a new account'. There are two tabs: 'Register by Email' and 'Register by Mobile'. The form contains the following fields: User ID, Email, Password, Confirm Password, First Name, Last Name, Full Name, Country/Area (a dropdown menu), and Phone Number. A checkbox for 'Verify mobile number (You can use a verified number to log in, reset password, and change password.)' is located below the phone number field. At the bottom, there is a CAPTCHA image with the code 'A5mh' and a checkbox for 'I have read and agree to Huawei's Terms and Conditions and Privacy Policy'.

Registered by Huawei—QR code

Students can scan the QR code below that will navigate them straight to the Huawei ICT Academy account registration page. They need to enter their basic information and we will use this information to create the login account for them.

Please refer to the attached QR code image

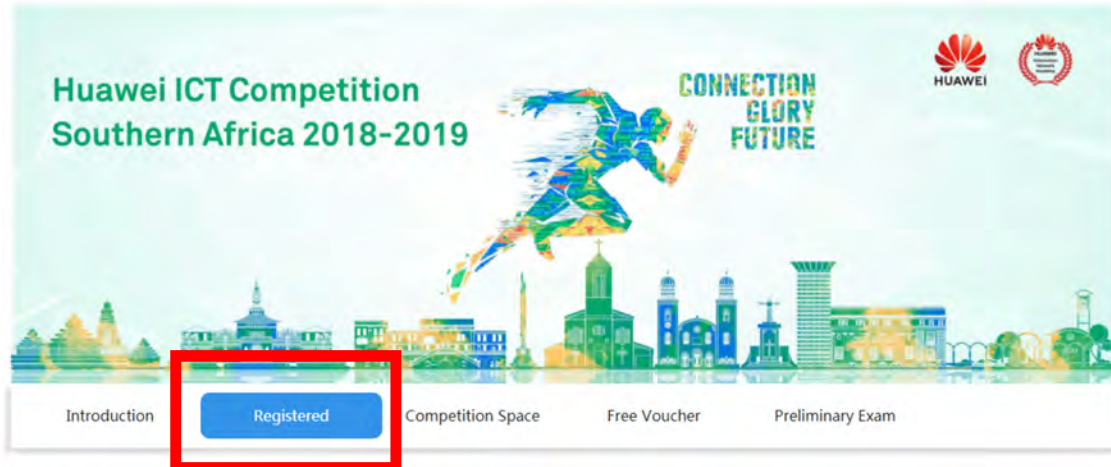


Step 2: Register for the ICT competition

As soon as the students have completed step 1 (Registering their login account), they may now login to the Huawei academy portal and proceed with step 2, which is registering for the ICT competition online.

The students must follow the steps on the attached guide in order to register for the ICT competition.

Once your status changes from register to registered, then it means you have registered for the ICT competition and now have access to the following:



Online learning materials and Online mock exam (No limitation for students)

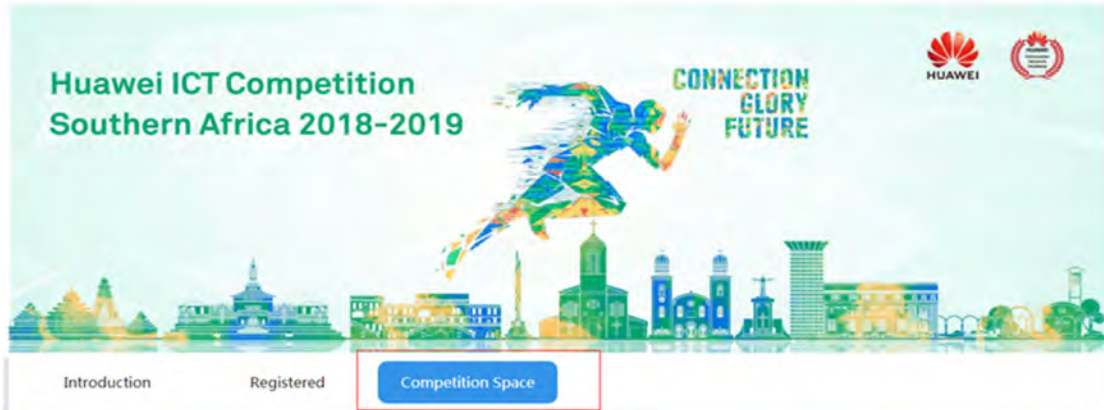
After you successfully registered in our competition, you can prepare for the competition by online self-study by accessing the learning materials and trying our mock exam online.

The students may access the mock exam **anywhere**, write it **anytime** and have **multiple attempts** to write it.

Follow the two steps below:

Step 1: Please login this link and click (Competition Space)

https://www.huaweiacad.com/webapps/hw-toboo-BBLEARN/portal/exec.do?operation=match_south_africa&t=1534774055739



Step 2: click (Learning materials) and (mock Exam)



Preliminary

In this phase, a total of two exams will be written in each country, namely:

1. First Exam – Online test
2. Second Exam — HCNA-R&S

First Exam—Online Test

All the students who have registered for the competition will have **two attempts** to write the exam. They may use their laptops to write the exams and will be able to access the exam **anywhere** and can write it **anytime**.

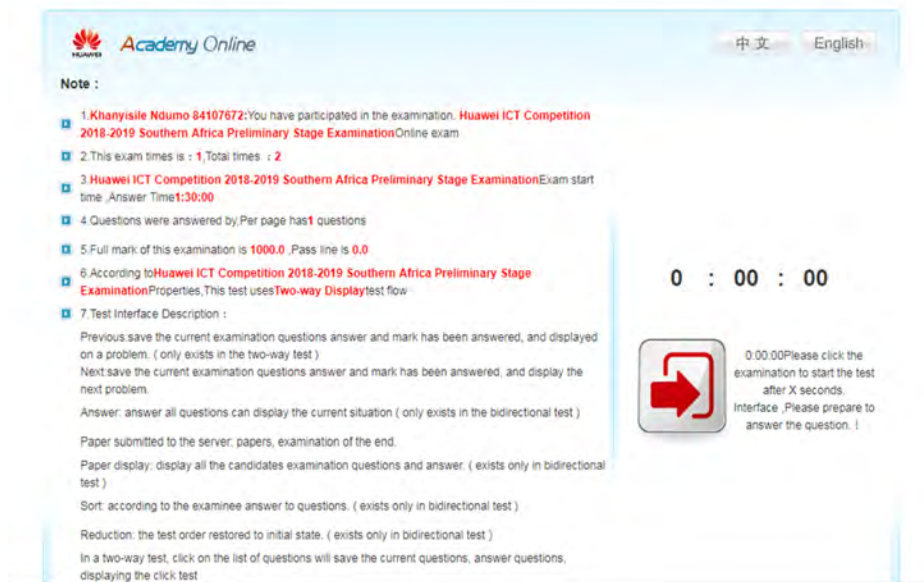
Date: 17th Sep to 28th Oct

How to take the first exam

Step 1: Please click (Preliminary Exam) in order to access the first exam




Step 2: Please click on the red arrow to start



Note :

1. **Khanyisile Ndumo 04107672:**You have participated in the examination. **Huawei ICT Competition 2018-2019 Southern Africa Preliminary Stage Examination**Online exam
2. This exam times is : **1**, Total times : **2**
3. **Huawei ICT Competition 2018-2019 Southern Africa Preliminary Stage Examination**Exam start time ,Answer Time**1:30:00**
4. Questions were answered by,Per page has**1** questions
5. Full mark of this examination is **1000.0** ,Pass line is **0.0**
6. According to**Huawei ICT Competition 2018-2019 Southern Africa Preliminary Stage Examination**Properties,This test uses**Two-way Display**test flow
7. Test Interface Description :
Previous:save the current examination questions answer and mark has been answered, and displayed on a problem. (only exists in the two-way test)
Next:save the current examination questions answer and mark has been answered, and display the next problem.
Answer: answer all questions can display the current situation (only exists in the bidirectional test)
Paper submitted to the server, papers, examination of the end.
Paper display: display all the candidates examination questions and answer (exists only in bidirectional test)
Sort: according to the examinee answer to questions. (exists only in bidirectional test)
Reduction: the test order restored to initial state. (exists only in bidirectional test)
In a two-way test, click on the list of questions will save the current questions, answer questions, displaying the click test

0 : 00 : 00

 0:00:00Please click the examination to start the test after X seconds. Interface ,Please prepare to answer the question. !

Second Exam—HCNA-R&S Exam

Based on the results that the students have received for the first exam, the top 100 students who get the highest scores will be selected to write the second exam on the **HCNA-Routing and Switching** field.

Outcomes of the preliminary phase

- All students who pass the HCNA-Routing and switching exam will get an internationally recognized certificate
- The top students will receive big prizes and the other students will receive small gifts



Awards

Regional will purchase the gifts together and delivery to different countries. Each countries responsible for organize the ceremony event.

Position	Number of candidates to receive an award	Prizes
First place	1 candidate	Mate Book
		Exam voucher
		Trophy
Second place	2 candidates	Huawei Cellphone
		Exam voucher
		Trophy
Third place	3 candidates	Huawei Cellphone
		Exam voucher
		Trophy
Excellent students	5 candidates	Smartwatches
		Exam voucher
		Trophy

Regional—South Africa

Date: December

Students selection process

The top students who have received good results in their second exam (HCNA-R&S) will be selected to move to the Regional phase of the ICT competition in South Africa

Mentor selection process

A mentor will accompany the students to South Africa for the regional round as well as China for the global final. And these are the levels on how the mentors will be selected:

Fees/Expenses

All fees to host this event will be covered by the regional office and details will be communicated in October

Global Final - China

Team selection process

The top two teams who have received good results in the regional phase in South Africa will go to China for the final round of the competition.

Contact Person:

Kenneth O Igwe: 08093771533

Jennifer Obi Nicholas: 08101952455